

INTARSI-VERTICAL-CRYSTAL-RITRATTI

CS6210 - CS6211 - CS6212 - CS6213

STRIPES-ALTEREGO-SINUOSA

CS6214 - CS6215 - CS6216



HA 6210 01 00

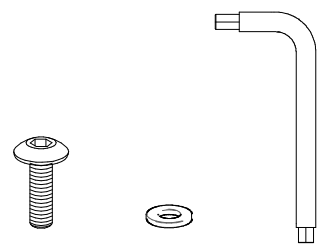
COMPANY WITH
MANAGEMENT SYSTEM
CERTIFIED BY DNV
ISO 9001 • ISO 14001



Calligaris S.p.A.
Via Trieste, 12
33044 Manzano - (UD) Italy
Tel. +39 0432 748211
calligaris.com
info@calligaris.it

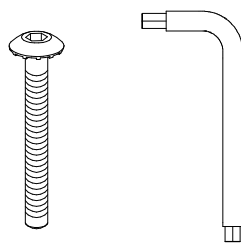
calligaris

F-6096



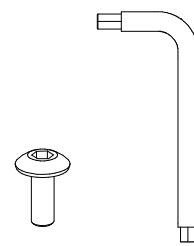
a x n°8 b x n°8 x n°1

F-1286



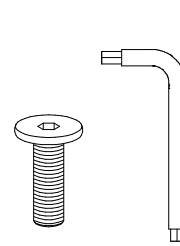
C x n°6 x n°1

F-2003015S



d x n°4 x n°1

F-6096C

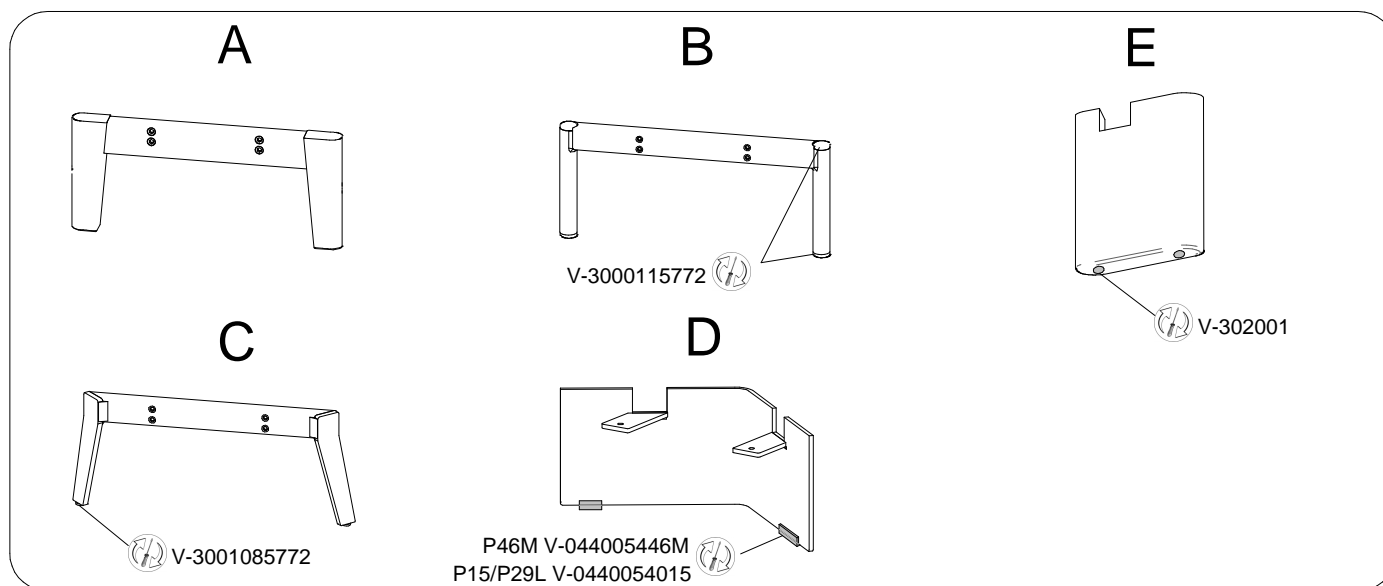


e x n°1 x n°1

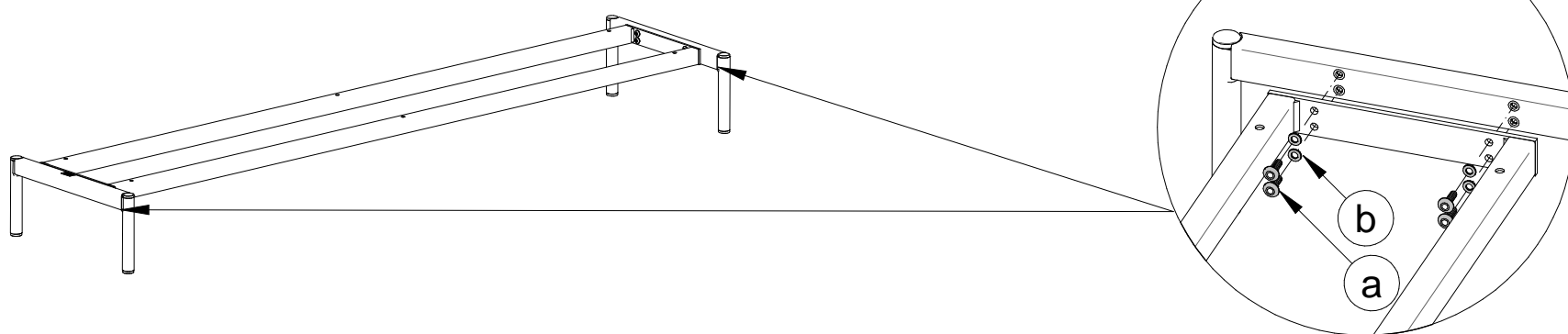
Attenzione-Attention-Vorsicht-Attention-Atención

- I Si consiglia di effettuare il montaggio su una superficie morbida.
- GB It is a good idea to use a soft protective underlay during assembly.
- D Möbelteile auf eine weiche Oberfläche legen und dann aufstellen.
- F Veuillez poser les pièces sur un surface souple pour l'assemblage.
- E Se aconseja efectuar el montaje sobre una superficie blanda.

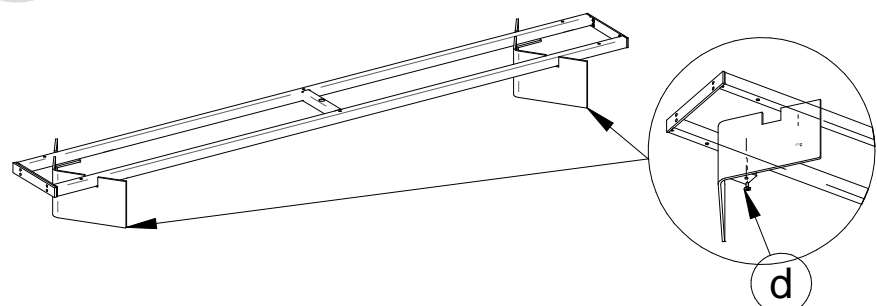
- I Prima di iniziare il montaggio, identificare tutti i componenti con l'aiuto delle istruzioni.
- GB Before starting to assembly, please identify all components.
- D Vor der montage, sind die Einzelteile anhand der Montageanleitung zu identifizieren.
- F Avant de débiter le montage, identifiez tous les composants a l'aide de la notice.
- E Antes de iniciar el montaje, identifique todos los componentes con ayuda de la nota.



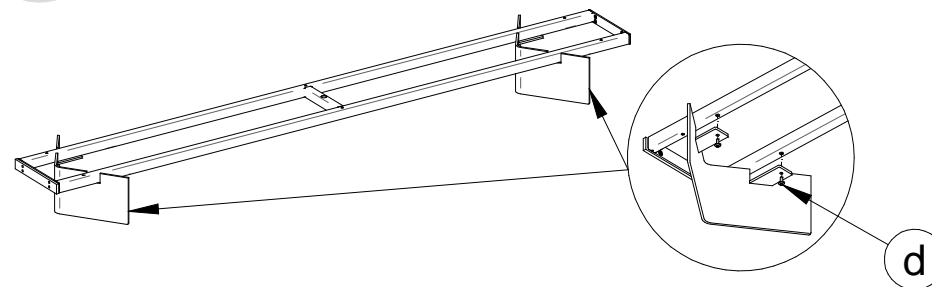
1A CS6210-A/B/C



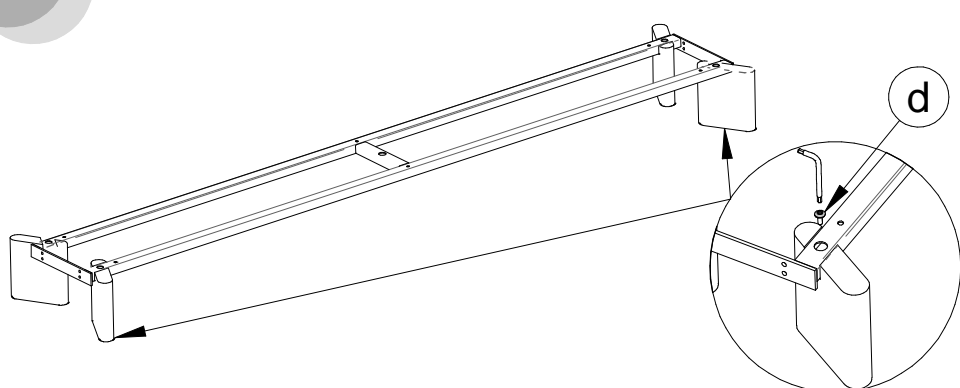
1B CS6210-D



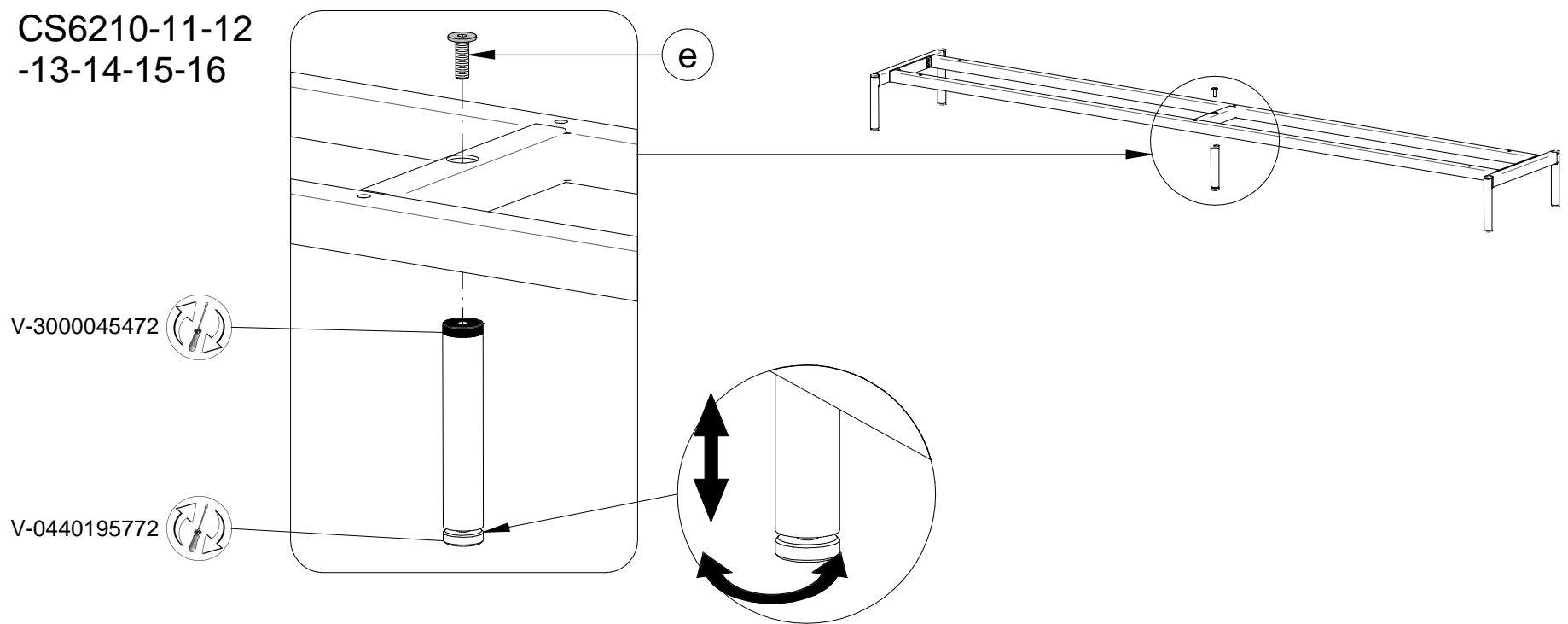
1C CS6210-D



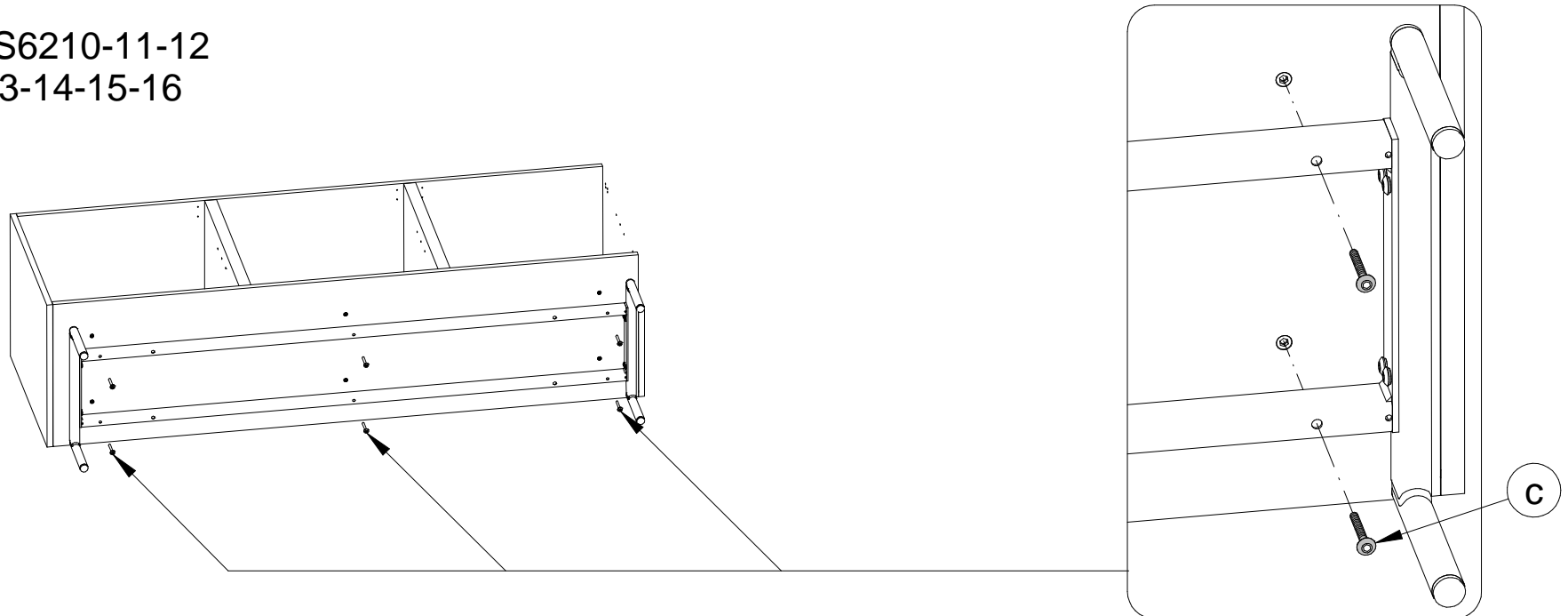
1D CS6210-E



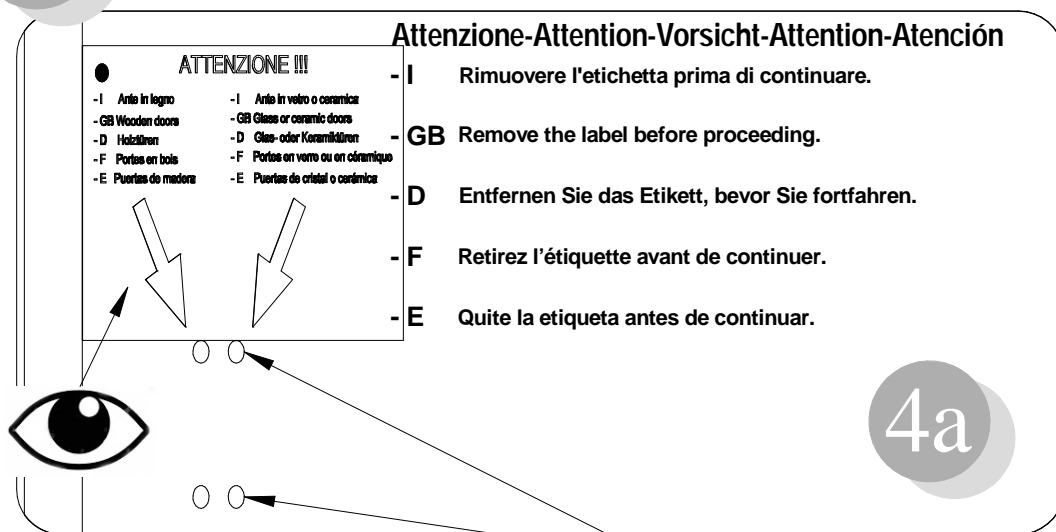
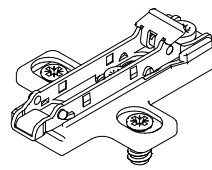
2

CS6210-11-12
-13-14-15-16

3

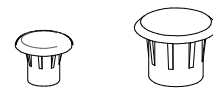
CS6210-11-12
-13-14-15-16

4

CS6210-11-12
-13-14-15-16F-6096BAS6
F-6096BAS8

g x n°6/8

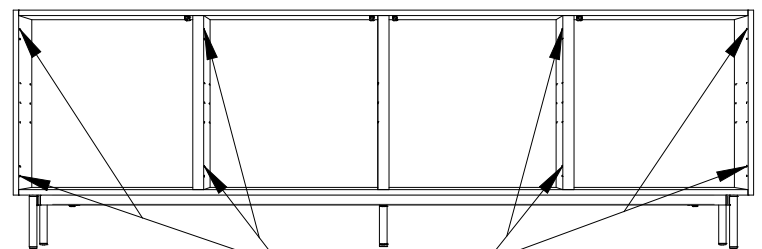
F-6210COP



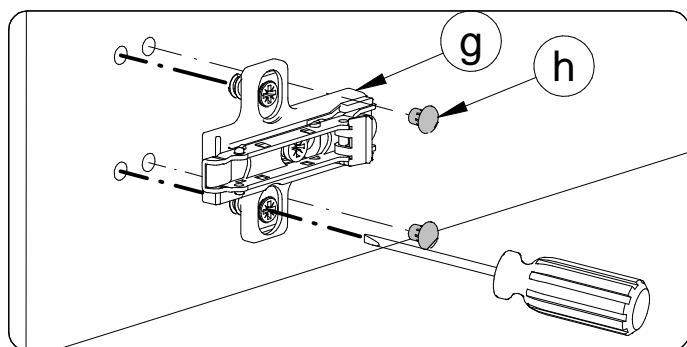
h x n°64

i x n°8

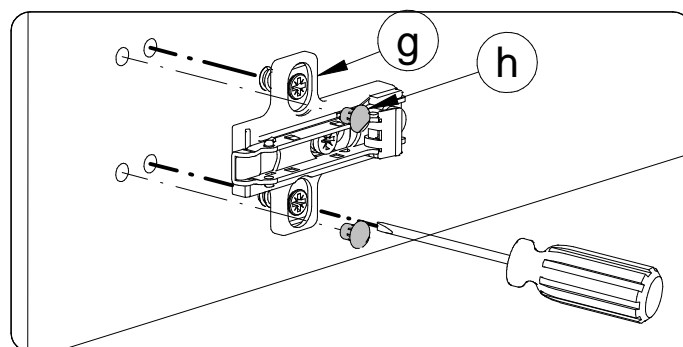
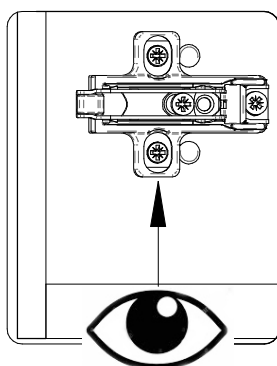
- I Prima di iniziare il montaggio, identificare tutti i componenti con l'aiuto delle istruzioni.
- GB Before starting to assembly, please identify all components.
- D Vor der Montage, sind die Einzelteile anhand der Montageanleitung zu identifizieren.
- F Avant de débuter le montage, identifiez tous les composants à l'aide de la notice.
- E Antes de iniciar el montaje, identifique todos los componentes con ayuda de la nota.



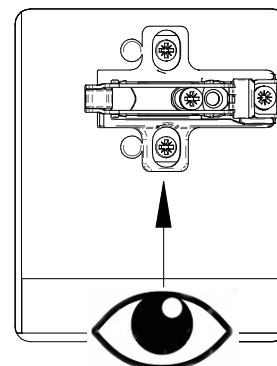
Attenzione-Attention-Vorsicht-Attention-Atención



- I Ante legno.
- GB Wooden doors.
- D Holztüren.
- F Portes en bois.
- E Puertas de madera.








- I Ante vetro o ceramica.
- GB Glass or ceramic doors.
- D Glas- oder Keramiktüren.
- F Portes en verre ou en céramique.
- E Puertas de cristal o cerámica.



5

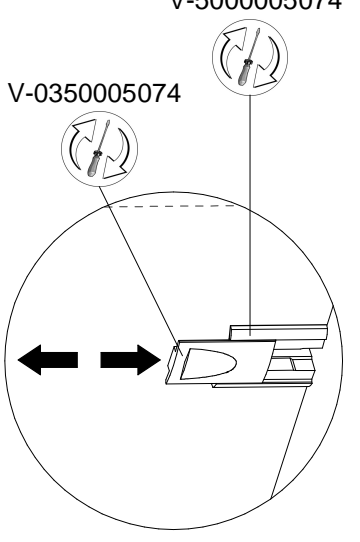
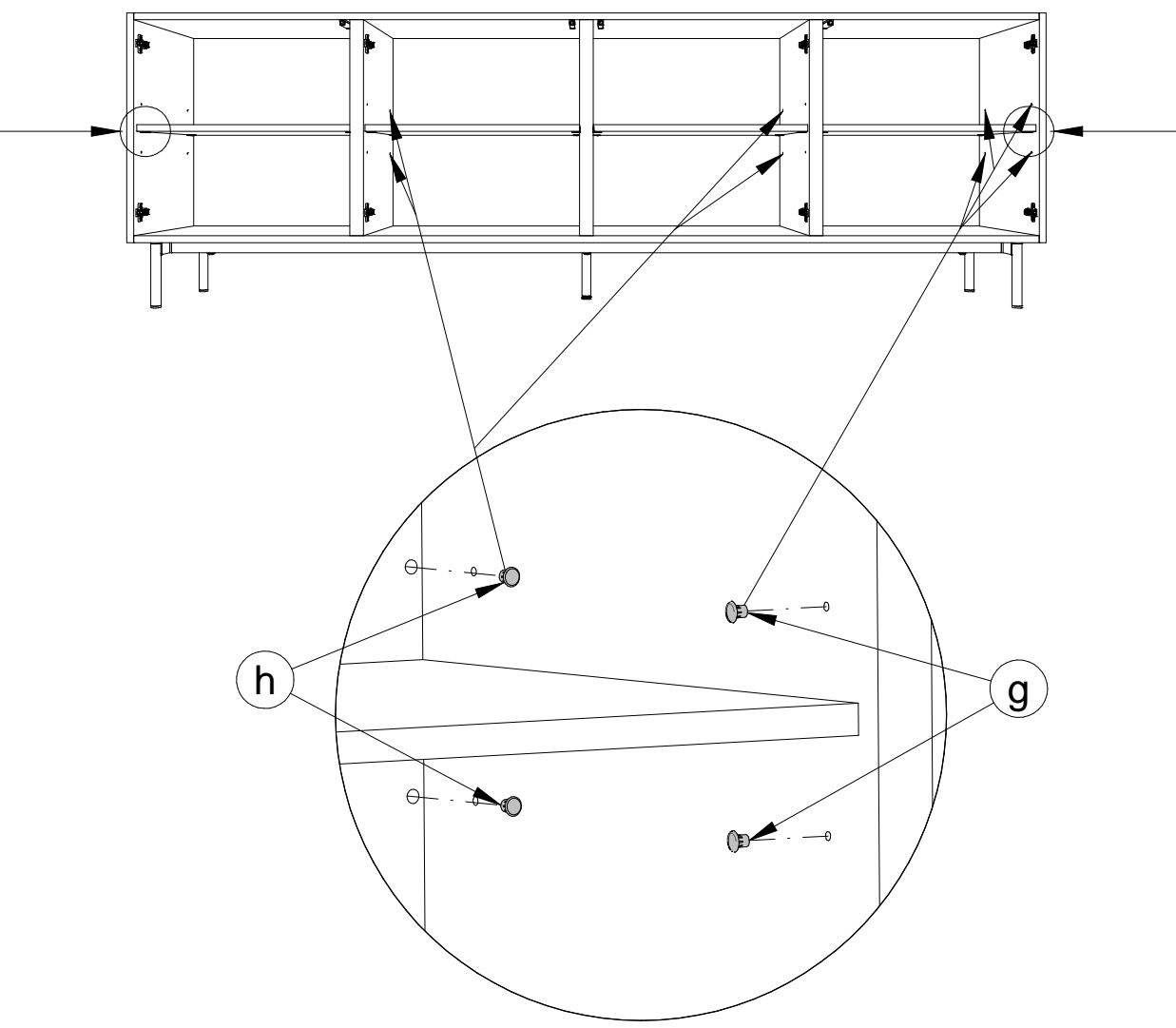
CS6210-11-12
-13-14-15-16

 F-6210COP  h x n°8  g x n°64	 F-6096RV12 F-6096RV16  i x n°12/16	<p>- I Prima di iniziare il montaggio, identificare tutti i componenti con l'aiuto delle istruzioni.</p> <p>- GB Before starting to assembly, please identify all components.</p> <p>- D Vor der Montage, sind die Einzelteile anhand der Montageanleitung zu identifizieren.</p> <p>- F Avant de débuter le montage, identifiez tous les composants a l'aide de la notice.</p> <p>- E Antes de iniciar el montaje, identifique todos los componentes con ayuda de la nota.</p>
---	--	---

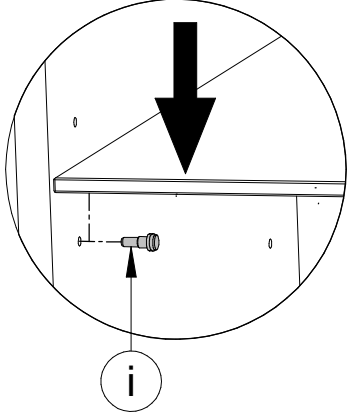
- I Ripiani in legno.
- GB Wooden shelves.
- D Holzregal.
- F Tablettes en bois.
- E Repisa de madera.

V-5000005074

V-0350005074

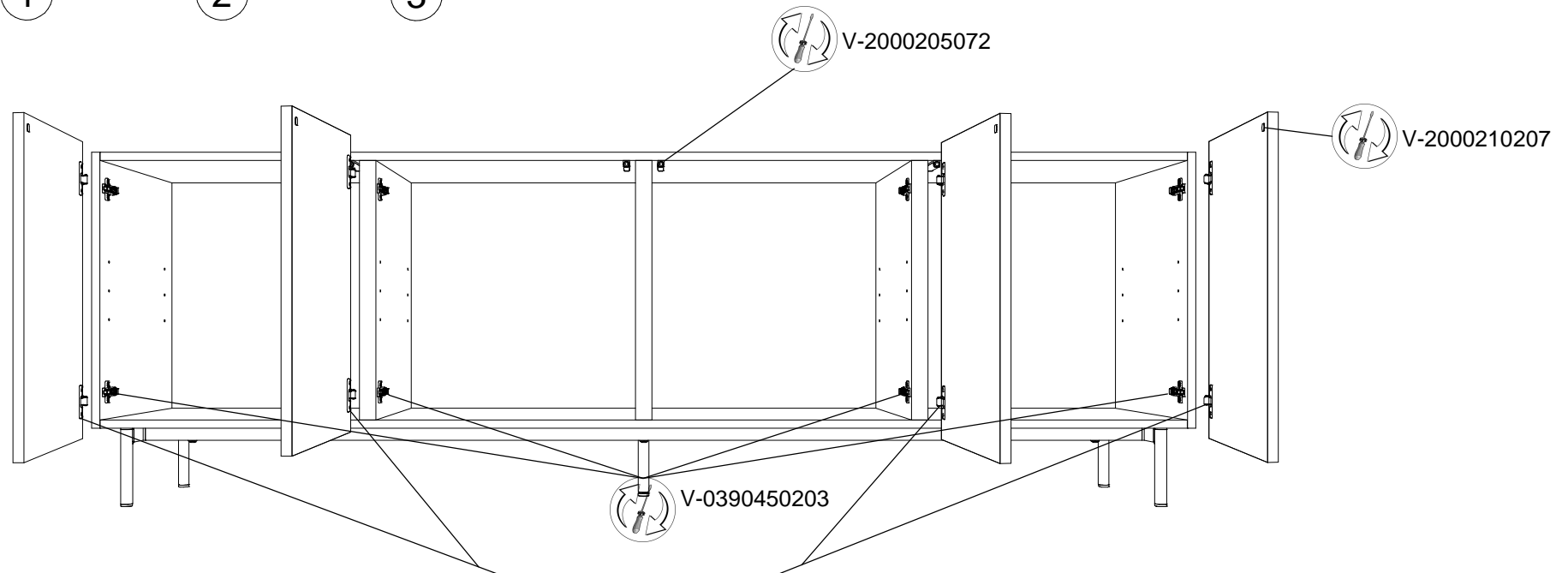
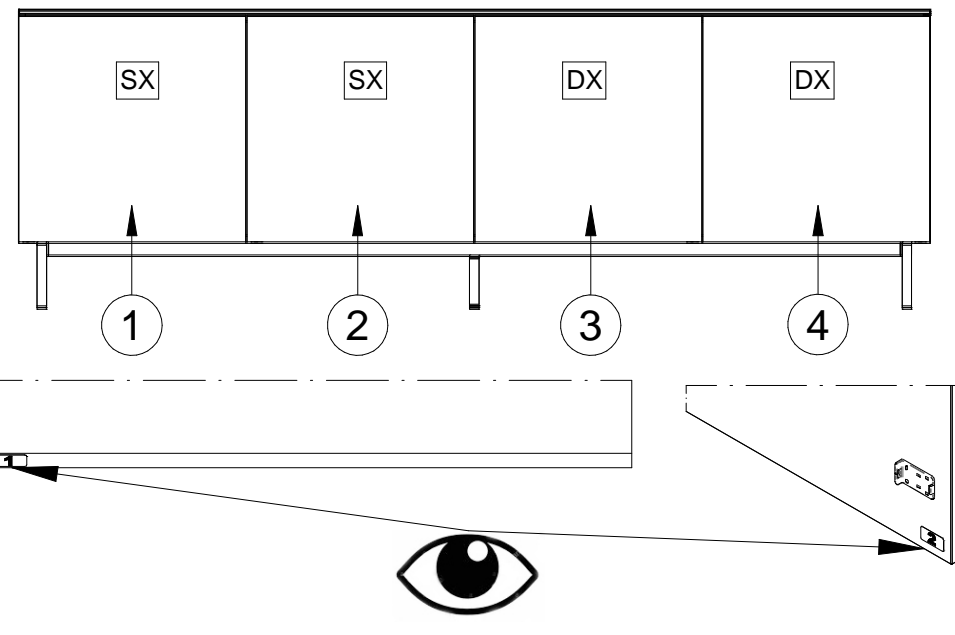
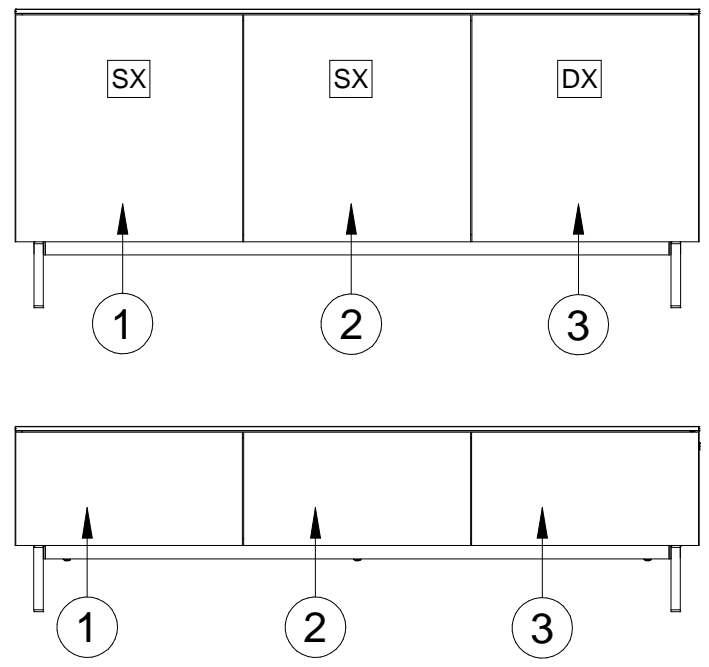



- I Ripiano in vetro.
- GB Glass shelves.
- D Glasregal.
- F Tablettes en verre.
- E Repisa de vidrio.



6A

CS6210-11-12-13-14



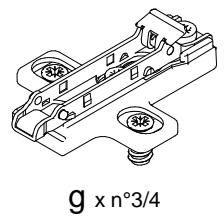
- I Ante legno.
- GB Wooden doors.
- D Holztüren.
- F Portes en bois.
- E Puertas de madera.

V-0390120293

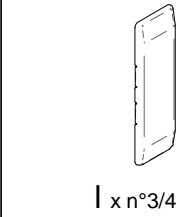
- I Ante vetro o ceramica.
- GB Glass or ceramic doors.
- D Glas- oder Keramiktüren.
- F Portes en verre ou en céramique.
- E Puertas de cristal o cerámica.

V-0390480203

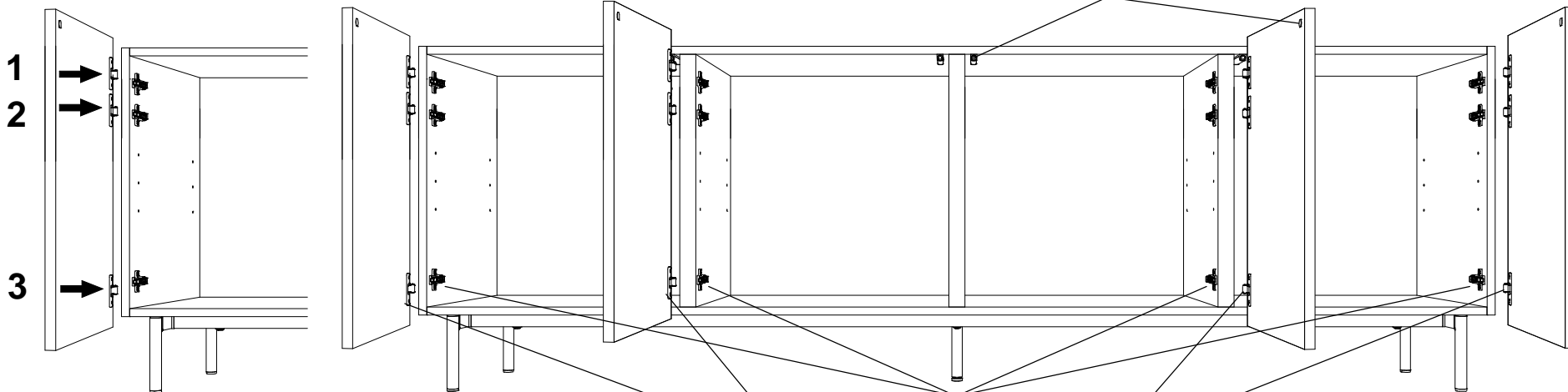
F-6215BAS3
F-6215BAS4



F-6215PLA3
F-6215PLA4



- I Prima di iniziare il montaggio, identificare tutti i componenti con l'aiuto delle istruzioni.
- GB Before starting to assembly, please identify all components.
- D Vor der montage, sind die Einzelteile anhand der Montageanleitung zu identifizieren.
- F Avant de débuter le montage, identifiez tous les composants a l'aide de la notice.
- E Antes de iniciar el montaje, identifique todos los componentes con ayuda de la nota.



V-2000185072

V-0390450203

- | | | |
|--|--|--|
| <ul style="list-style-type: none"> - I Ante legno. - GB Wooden doors. - D Holztüren. - F Portes en bois. - E Puertas de madera. | | <ul style="list-style-type: none"> - I Ante vetro o ceramica. - GB Glass or ceramic doors. - D Glas- oder Keramiktüren. - F Portes en verre ou en céramique. - E Puertas de cristal o cerámica. |
|--|--|--|

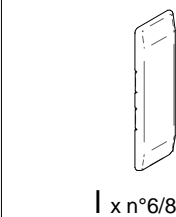
V-0390120293

V-0390480203

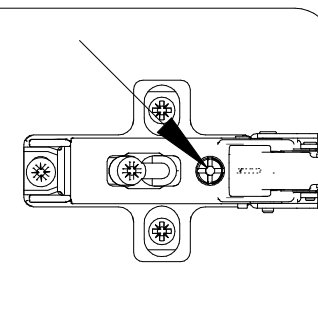
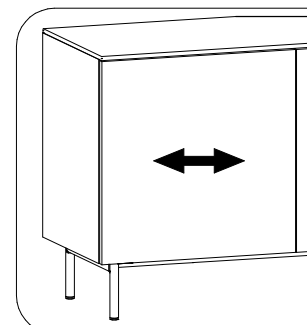
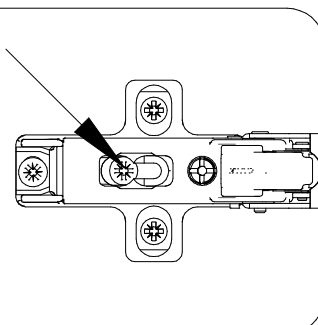
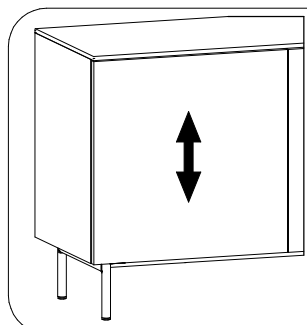
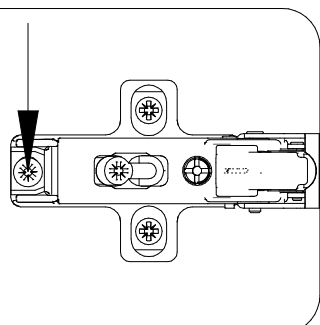
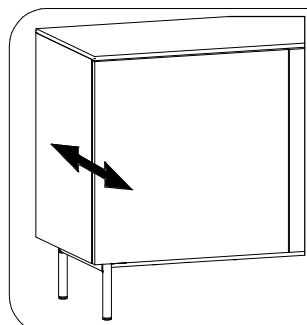
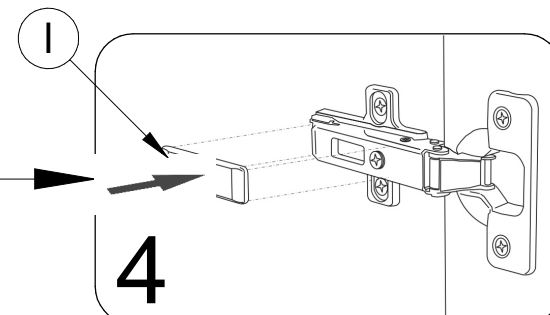
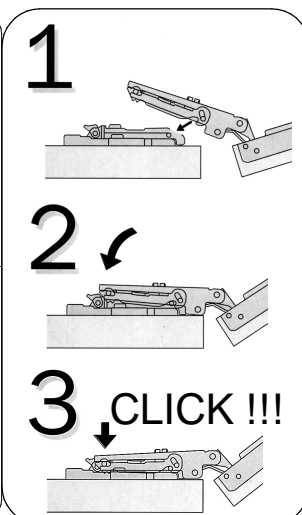
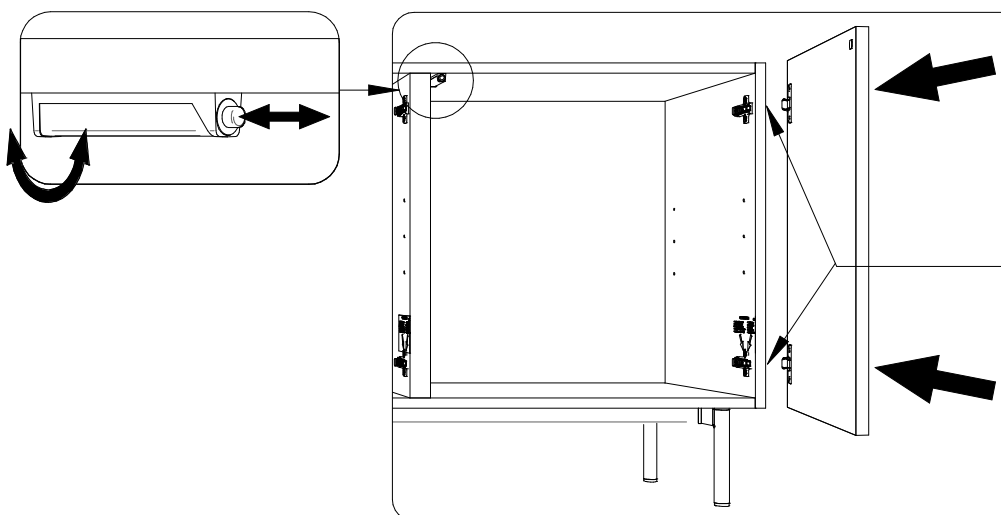
7

CS6210-11-12
-13-14-15-16

F-6096PLA6
F-6096PLA8

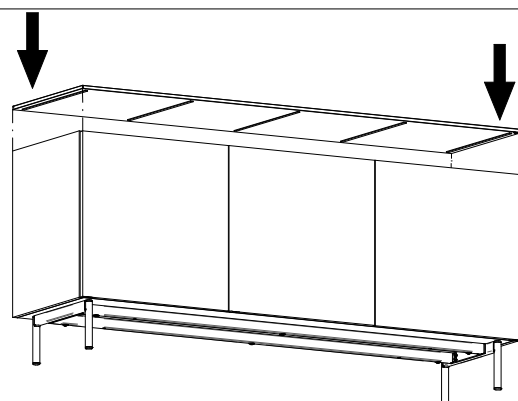


- I Prima di iniziare il montaggio, identificare tutti i componenti con l'aiuto delle istruzioni.
- GB Before starting to assembly, please identify all components.
- D Vor der montage, sind die Einzelteile anhand der Montageanleitung zu identifizieren.
- F Avant de débuter le montage, identifiez tous les composants a l'aide de la notice.
- E Antes de iniciar el montaje, identifique todos los componentes con ayuda de la nota.



8

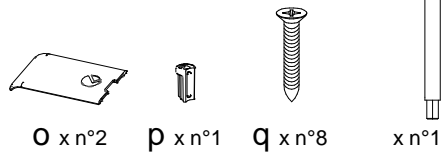
CS6210-11-12
-13-14-15-16



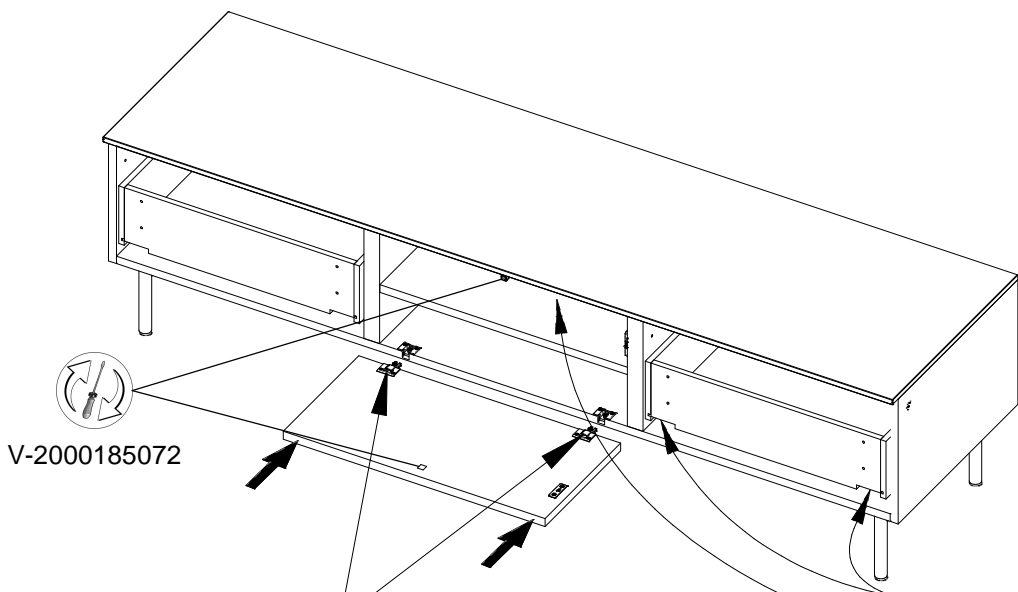
9

CS6211-14-16

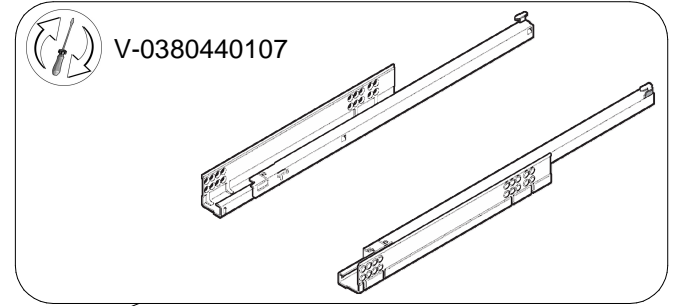
F-6096F



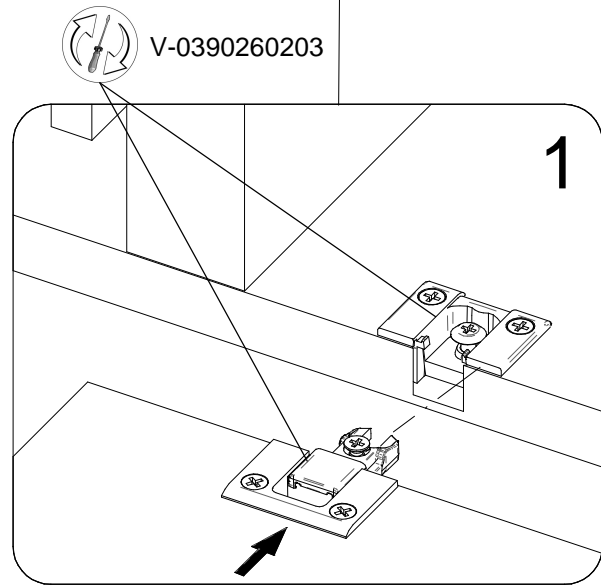
- I Prima di iniziare il montaggio, identificare tutti i componenti con l'aiuto delle istruzioni.
- GB Before starting to assembly, please identify all components.
- D Vor der montage, sind die Einzelteile anhand der Montageanleitung zu identifizieren.
- F Avant de débuter le montage, identifiez tous les composants a l'aide de la notice.
- E Antes de iniciar el montaje, identifique todos los componentes con ayuda de la nota.



V-2000185072

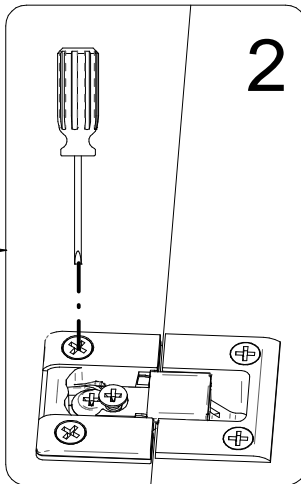


V-0380440107

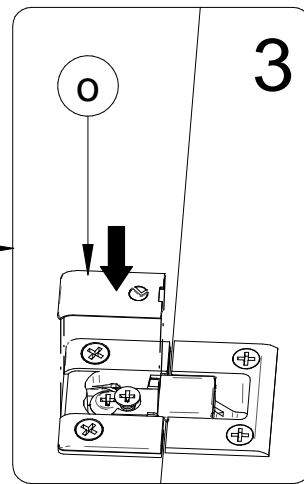


V-0390260203

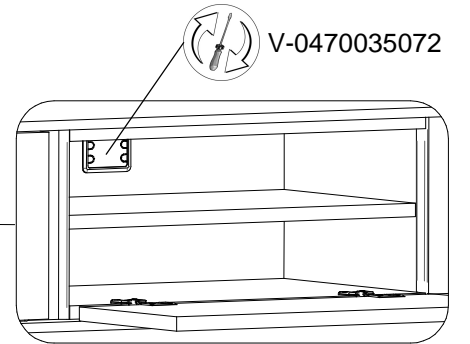
1



2



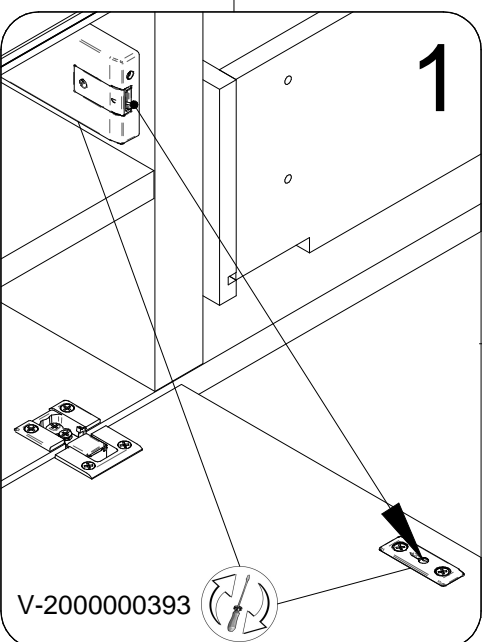
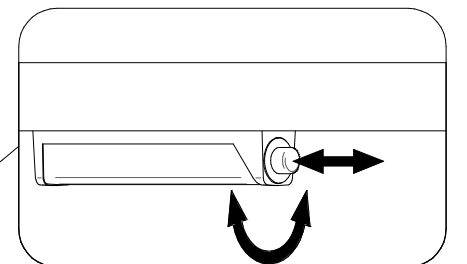
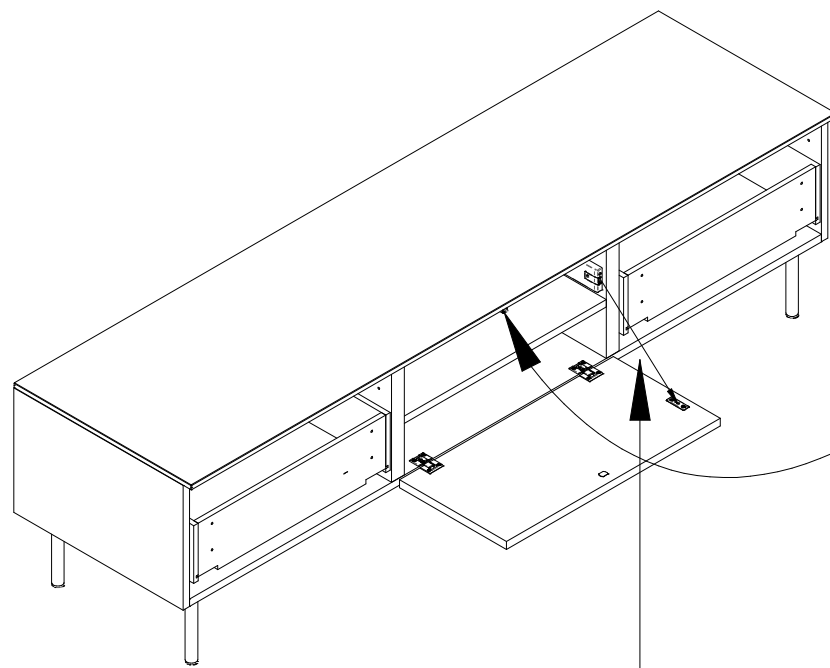
3



V-0470035072

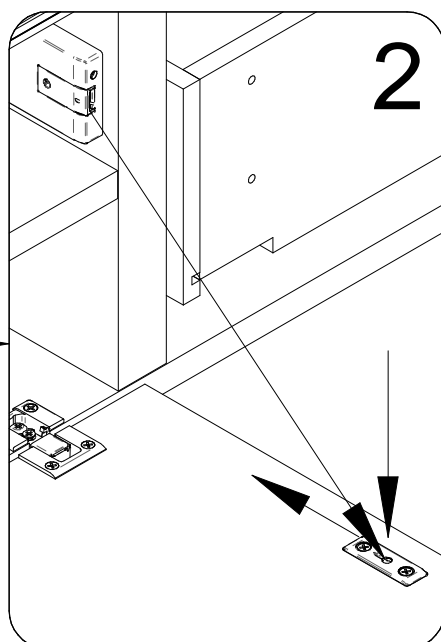
10

CS6211-14-16

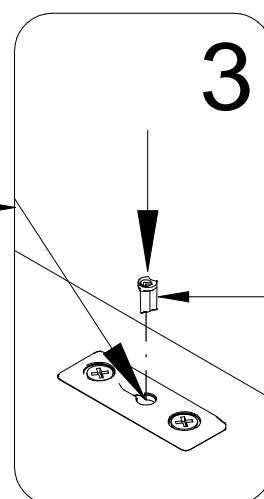


V-2000000393

1

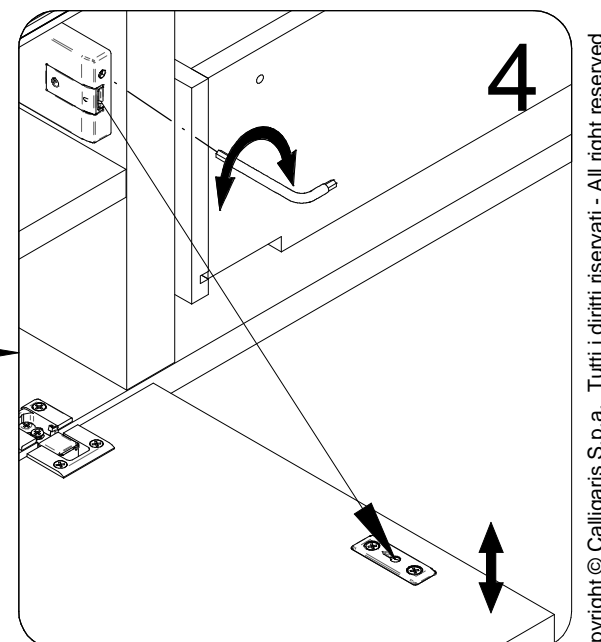


2

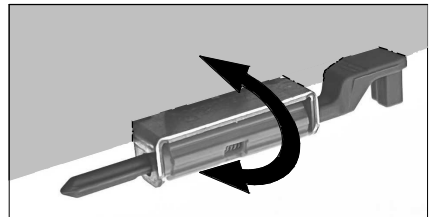
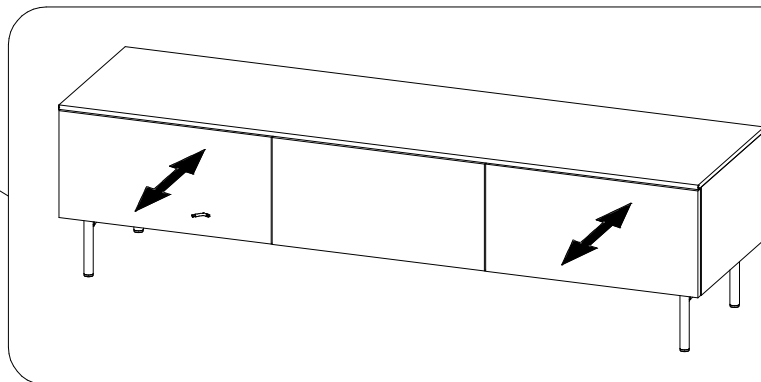
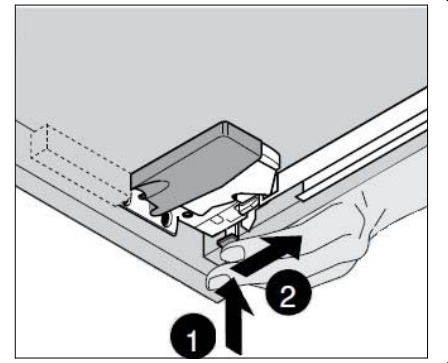
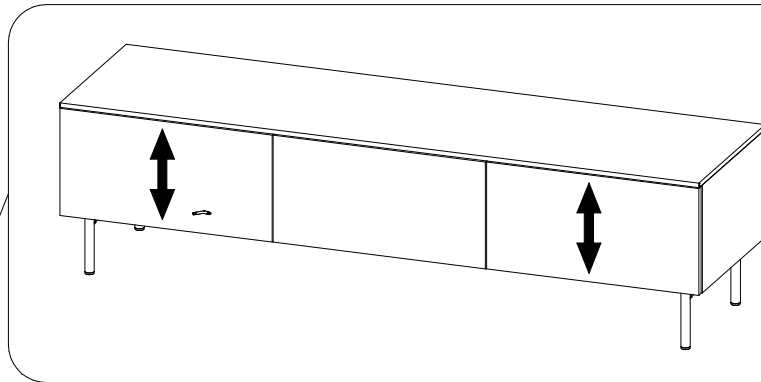
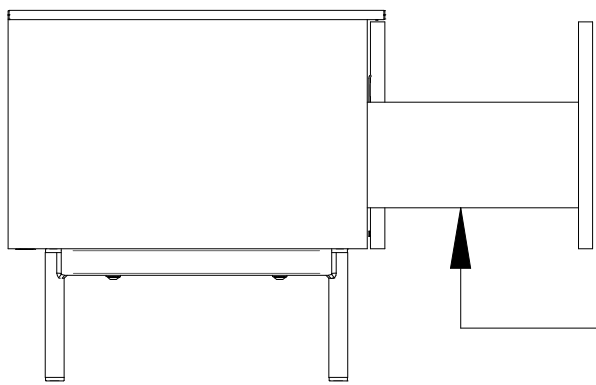
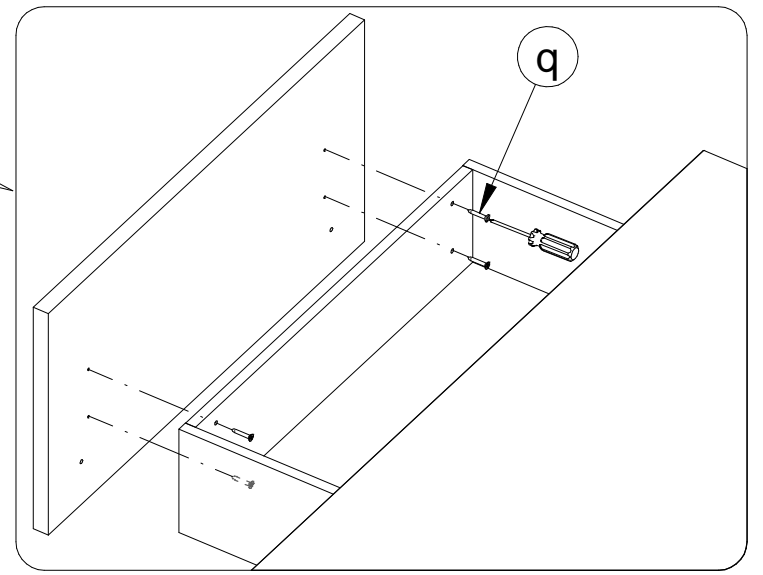
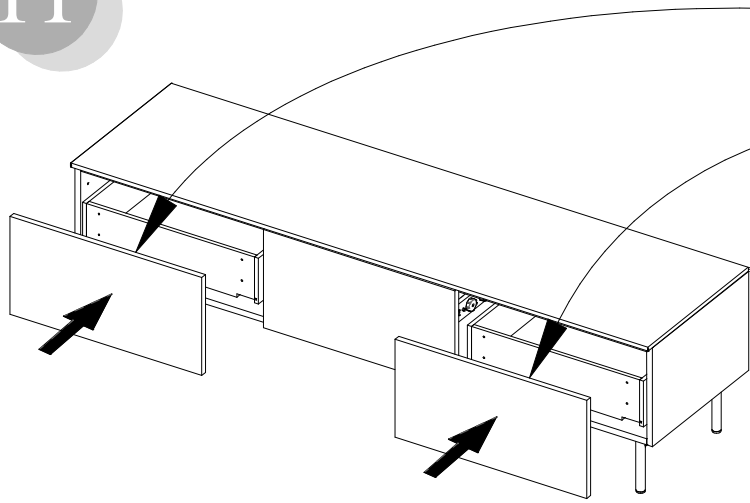


3

p



4

**COMUNICAZIONI AL CLIENTE**

LA PRESENTE SCHEDA PRODOTTO DEVE ESSERE CONSEGNATA AL CLIENTE UNITAMENTE ALLA MERCE ACQUISTATA

Mobile: 'Intarsi - Vertical - Crystal - Ritratti - Stripes - Alterego - Sinuosa'

Modello: CS6210-6211-6212-6213-6214-6215-6216

Materiali

Struttura in particelle di legno a bassa emissione di formaldeide in conformità alle normative europee classe E1 e alle normative USA, nobilitata

Oppure

Struttura in particelle di legno a bassa emissione di formaldeide in conformità alle normative europee classe E1 e alle normative USA, nobilitata e verniciata

Oppure

Struttura in MDF a bassa emissione di formaldeide in conformità alle normative europee classe E1 e alle normative USA, rivestita in legno verniciato

Istruzioni d'uso

Per il montaggio fare riferimento alle relative istruzioni

Al fine di garantire la stabilità e la durata nel tempo dell'articolo, si consiglia di verificare periodicamente il corretto serraggio delle viterie

Carico massimo applicabile uniformemente distribuito sul piano:

30 kg

Carico massimo applicabile uniformemente distribuito su ogni ripiano interno:

17 kg

Carico massimo applicabile uniformemente distribuito in ogni cassetto:

12 kg

Il prodotto non è adatto ad uso esterno

Il contatto delle superfici del prodotto con corpi caldi può danneggiare il materiale

Per interventi di straordinaria manutenzione o di riparazione rivolgersi al rivenditore di fiducia

Una volta dismessi il prodotto od i suoi componenti non vanno dispersi nell'ambiente, ma conferiti ai sistemi pubblici di smaltimento rifiuti

Consigli di manutenzione

I liquidi rovesciati devono essere assorbiti immediatamente con un panno pulito e asciutto

Per la pulizia delle parti in legno, utilizzare esclusivamente prodotti specifici

Non usare prodotti abrasivi

La Calligaris S.p.a. declina ogni responsabilità derivante da un uso improprio dell'oggetto sopra descritto

CUSTOMER INFORMATION

THIS PRODUCT LIST MUST BE DELIVERED TO THE CUSTOMER TOGETHER WITH THE PURCHASED MATERIAL

Cabinet: 'Intarsi - Vertical - Crystal - Ritratti - Stripes - Alterego - Sinuosa'

Model: CS6210-6211-6212-6213-6214-6215-6216

Materials

Structure made of wooden chipboard with low formaldehyde emission, in compliance with European standards, melaminated

Or

Structure made of wooden chipboard with low formaldehyde emission, in compliance with E1 class European standards and USA standards, melaminated and painted

Or

Structure made of MDF with low formaldehyde emission, in compliance with E1 class European standards and USA standards, covered with lacquered wood

User instructions

Refer to the instructions for assembly

In order to guarantee stability and life of the article, periodically check that the screws are correctly tightened

Maximum weight bearing on the top (with equally distributed weight):

30 kg

Maximum weight bearing on each inner shelf (with equally distributed weight):

17 kg

Maximum weight bearing on each drawer (with equally distributed weight):

12 kg

The product is not suitable for outdoor use

Contact with hot items can damage the surface

For major maintenance or repairs, consult the retailer

Once the product or its components are no longer used, make sure that they are disposed of correctly through the public waste disposal services

Maintenance recommendations

Any spills should be wiped up immediately with a clean, dry cloth

To clean wooden parts, use products that are specifically for wood

Do not use abrasive products

Calligaris S.p.a. disclaims any responsibility deriving from incorrect use of the above mentioned object

MITTEILUNG AN DIE KUNDEN

DIE VORLIEGENDE KARTE MIT DEN TECHNISCHEN DATEN DES PRODUKTS IST DEM KUNDEN ZUSAMMEN MIT DEM EINGEKkauFTEN PRODUKT ZU ÜBERGEBEN

Möbelstück: 'Intarsi - Vertical - Crystal - Ritratti - Stripes - Alterego - Sinuosa'

Modell: CS6210-6211-6212-6213-6214-6215-6216

Materialien

Gestell aus Holzspänen mit niedrigen Formaldehydausstoßwerten gemäß den Europäischen Vorschriften Klasse E1 und allen us-amerikanischen Vorschriften, melaminbeschichtet

Oder

Gestell aus Holzspänen mit niedrigen Formaldehydausstoßwerten gemäß den Europäischen Vorschriften Klasse E1 und allen us-amerikanischen Vorschriften, melaminbeschichtet und lackiert

Oder

Gestell aus MDF mit niedrigen Formaldehydausstoßwerten gemäß den Europäischen Vorschriften, Holz furniert, gebeizt

Gebrauchsanweisung

Zur Montage die entsprechende Gebrauchsanweisung konsultieren

Zur Gewährleistung der Stabilität und der Beständigkeit des Artikels, ist die regelmäßige Prüfung der korrekten Schraubenbefestigung ratsam

Maximale Tragfähigkeit bei verteiltem Gewicht:

30 kg

Maximale Tragfähigkeit der Fachböden bei verteiltem Gewicht:

17 kg

Maximale Tragfähigkeit der Schublade bei verteiltem Gewicht:

12 kg

Das Produkt ist für die Außenanwendung nicht geeignet

Um Schäden vorzubeugen, verhindern Sie bitte den Kontakt der Oberflächen mit heißen Gegenständen. Wenden Sie sich für außerordentliche Wartungsarbeiten oder Reparaturen an den Händler Ihres Vertrauens

Wenn das Produkt oder seine Komponenten keine Verwendung mehr findet, dann muß es entsprechend über öffentliche Müllsysteme entsorgt werden

Wartungshinweise

Verschüttete Flüssigkeiten müssen sofort mit einem sauberen und trockenen Tuch entfernt werden. Verwenden Sie zur Reinigung der Holzteile ausschließlich Produkte, die speziell für Holz geeignet sind.

Benutzen Sie keine Schleifmittel

Die Calligaris S.p.a. übernimmt keine Haftung bei unsachgemäßem Gebrauch des Produkts

COMMUNICATIONS AU CLIENT

LA FICHE PRODUIT DOIT ÊTRE REMISE AU CLIENT AVEC LA MARCHANDISE

Meuble: 'Intarsi - Vertical - Crystal - Ritratti - Stripes - Alterego - Sinuosa'

Modèle: CS6210-6211-6212-6213-6214-6215-6216

Matériaux

Structure en bois aggloméré à émission limitée de formaldéhyde conformément aux normes européennes E1 et normes USA, mélaminée

Ou

Structure en bois aggloméré à émission limitée de formaldéhyde conformément aux normes européennes E1 et normes USA, mélaminée et peinte

Ou

Structure en MDF à émission limitée de formaldéhyde conformément aux normes européennes classe E1 et aux normes américaines, plaquée en bois verni

Instructions

Pour l'assemblage voir les instructions

Afin de garantir la stabilité et la durée de l'article il est conseillé de vérifier périodiquement le serrage des vis

Poids maximal applicable à distribuer uniformément sur le plateau:

30 kg

Poids maximal applicable à distribuer uniformément sur chaque tablette interne:

17 kg

Poids maximal applicable à distribuer uniformément dans chaque tiroir:

12 kg

Le produit n'est pas prévu pour l'extérieur

Le contact de la surface du dessus avec des corps chauds peut endommager le matériel

Pour toute intervention d'entretien extraordinaire ou de réparation, contacter le revendeur

A la fin de son utilisation, le produit ou ses éléments ne doivent pas être abandonnés dans l'environnement, mais déposés auprès des centres de traitement et d'élimination des déchets

Conseils d'entretien

Les liquides renversés doivent être absorbés immédiatement avec un chiffon propre et sec

Pour le nettoyage des parties en bois, utiliser exclusivement des produits spécifiques pour le bois

Ne pas utiliser des produits abrasifs

Calligaris S.p.a. décline toute responsabilité en cas d'utilisation erronée de l'objet indiqué ci-dessus

COMUNICACIONES AL CLIENTE

LA FICHA DE PRODUCTO DEBE ENVIARSE AL CLIENTE JUNTO A LA MERCANCIA

Mueble: 'Intarsi - Vertical - Crystal - Ritratti - Stripes - Alterego - Sinuosa'

Modelo: CS6210-6211-6212-6213-6214-6215-6216

Materiales

Estructura de partículas de madera de baja emisión de formaldehído en conformidad con la normativa europea clase E1 y con las normativas USA, refinada

O

Estructura de partículas de madera de baja emisión de formaldehído en conformidad con la normativa europea clase E1 y con las normativas USA, ennoblecida y barnizada

O

Estructura en MDF de baja emisión de formaldehído en conformidad con las normativas europeas clase E1 y las normativas USA, revestida en madera barnizada

Instrucciones de uso

Para el montaje seguir las instrucciones al pie de la letra

Al fin de garantizar la estabilidad y la duración en el tiempo del artículo, se aconseja controlar periódicamente que los tornillos sean correctamente apretados

Peso máximo aplicable distribuido uniformemente sobre el plano:

30 kg

Peso máximo aplicable distribuido uniformemente para cada estante interno:

17 kg

Peso máximo aplicable distribuido uniformemente en cada cajón:

12 kg

El producto no es apto para el uso en exteriores

El contacto de la superficie del producto con cuerpos calientes puede degenerar el material

En caso de reparaciones o de mantenimiento extraordinario dirigirse al comercio vendedor

Cuando se deseché el producto utilizar los canales apropiados

Consejos de mantenimiento

Los líquidos derramados deben ser absorbidos inmediatamente con un paño limpio y seco

Para la limpieza de las partes de madera, utilizar exclusivamente productos específicos para la madera

No usar productos abrasivos

Calligaris S.p.a. declina toda responsabilidad derivada de una utilización inapropiada de los objetos arriba descritos